

## Assessment Item Repository on SLS

### 1 Purpose of the Repository

1. Provides easy access to assessment items for all teachers.
2. Fosters a culture of collaboration through sustainable and permanent sharing practices via SLS.
3. Increases benefits such as time savings through economies of scale.



### 2 Features of the Repository

1. Created from 1000 school exam papers of various subjects and levels.
2. All assessment items are tagged to learning outcomes in the subject content map to enable tracking of students' learning progress and facilitate ease of search.
3. Selected papers have Short Answer Feedback Assistant and Feedback Assistant - Mathematics enabled to provide immediate feedback and marks.
4. Compatible with current and future SLS features, such as auto-marking and the enhanced Authoring Copilot (from Nov 2024) which can adapt existing questions.



### 3 How to search for Assessment Items in SLS Community Gallery

The screenshot shows the 'Search in Community Gallery' interface. The search bar contains 'SBA'. The filters are set to 'Community Gallery' for Location, 'Modules' for Resource, and 'Select Subject' for Subject. The Level is set to 'Select Level'. The search results show three items: '(1621) 2022 SBA P4 Math Term 3 Assessment', '(1621) 2022 SBA P6 Math Prelim Examinations Paper 2', and '(1621) 2022 SBA P6 Math Prelim Examinations Paper 1'. The steps are: 1. Type SBA in the search bar; 2. Set Location to Community Gallery; 3. Under Resource, select Modules; 4. Choose the relevant subject; 5. Choose the relevant level; 6. (Optional) Add Topic Filters.

#### Did you know?

Use the terms **SBA ShortAnsFA** (Short Answer Feedback Assistant) or **SBA FA-Math** (Feedback Assistant – Mathematics) to find papers with Feedback Assistant enabled!

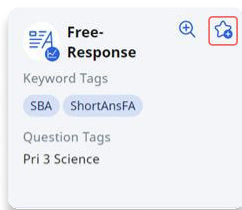
- 1 Type **SBA** in the search bar
- 2 Set **Location** to **Community Gallery**
- 3 Under **Resource**, select **Modules**
- 4 Choose the relevant **subject**
- 5 Choose the relevant **level**
- 6 (Optional) Add **Topic Filters**

## Assessment Item Repository on SLS

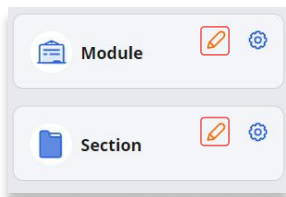
### 4 Suggested Use Cases

#### Case 1: [Authoring Copilot](#)

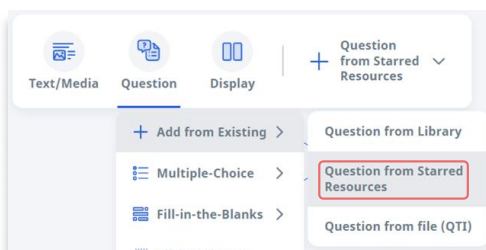
1. Save questions from the Digitalised Exam Papers as [Starred Resources](#).



2. Create a Module/Section/Activity with Authoring Copilot.



3. [Add questions](#) from Starred Resources.

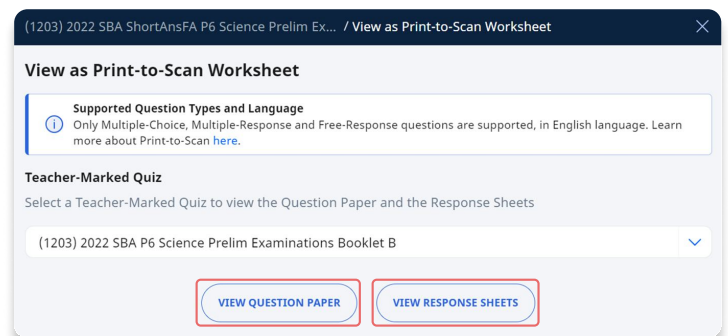


#### 💡 Did you know?

- Useful for primary schools and subjects that use pen-and-paper assessment.
- Also works with Short Answer Feedback Assistant!

#### Case 2: [Print-to-Scan](#)

1. Set the Quiz mode to Teacher-Marked and assign it to a Class Group.
2. Print the Question Paper and Response Sheets and distribute them.



3. After your students have filled in the Response Sheets, scan and upload to the same Class Group.
4. [Review](#) your students' answers and provide the necessary feedback.
5. Click Submit and [Release](#) to return the results.

### 5 Further suggestions for teachers to use the Repository with other SLS features

1. **For Students' Self-Directed Learning:** Teachers can curate and directly assign these resources as an assignment or add them as [Class Group Resources](#) that students can access anytime.
2. **For Tracking Students' Learning Progress:** Track students' [Learning Progress](#) to understand their strengths and areas for improvement across topics.
3. **For Supporting Students' Study Skills:** Use these assessment items with [Quiz Settings](#) such as Timed Quiz, Quiz Retries and Randomise Pages to develop good time management habits and provide opportunities to reinforce learning.